


**Features:**

- 100-240V AC input
- Single Output
- 85% high efficiency
- 100% full load bur-in test
- Protection: OTP,OLP,OVP,SCP
- CE ROHS Certified
- 3 year warranty

**Applications:**

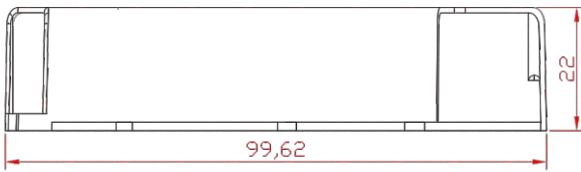
- Indoor LED lighting
- LED office lighting
- LED commercial lighting
- LED decorative lighting

**Specifications**

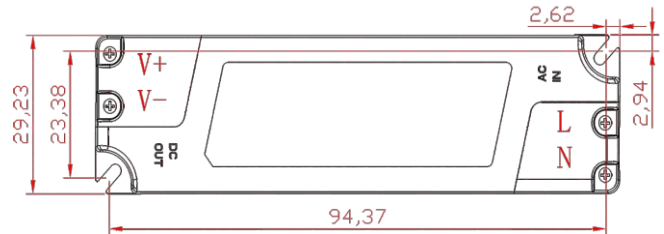
Product Code		LDP-15-12	LDP-15-24
Output	DC Voltage	12V	24V
	Rated Current	1.25A	0.625A
	Current Range	0~1.25A	0~0.625A
	Voltage tolerance	±5%	±5%
	Rated Power	15W	15W
	Ripple & Noise	<120mVp-p	<150mVp-p
	Set-up, Rise Time	1500ms, 30ms / 230VAC	
Input	Input voltage range	100-240 VAC	
	Frequency Range	50~60Hz	
	AC Current	0.25A / 115VAC;0.12A / 230VAC	
	Efficiency	85%	88%
	PF	0.6	
Protection	Over Load	<b>Above 110%-150% of rated power</b>	
		Shut-down output voltage, auto recovery after fault condition is removed	
	Over Voltage	<b>Above Max. Voltage (105% of rated voltage)</b>	
		Shut-down output voltage, auto recovery after fault condition is removed	
Over Temperature	<b>Over 130°C detected on main IC control</b>		
	Shut-down output voltage, auto recovery after fault condition is removed		
Ambiant	Working Temp. & humidity	"-20°C~+60°C, 20%~90%RH	
	Storage temp. & humidity	"-40°C~+85°C, 10%~95%RH	
Tesings	Withstand voltage	I/P-O/P: 1.5KVAC/1min; I/P-F/G: 1.5KVAC/1min;O/P-F/G: 0.5KVAC/1min;	
	Safety	GB4943 ;IEC60950-1; EN60950-1	
	EMC	EN55032:2015/AC:2016 EN61000-3-2:2014 EN61000-3-3:2013 EN55024:2010+A1:2015	
	LVD	EN60950-1:2006+A11:2009+A1:2010+A12:2011+A2:2013	
Others	Demension(L*W*H)	100*29.5*22mm	
	Packing	0.05kg/pcs, 210pcs/11kg/CTN	

### Mechanical Structures

Side View

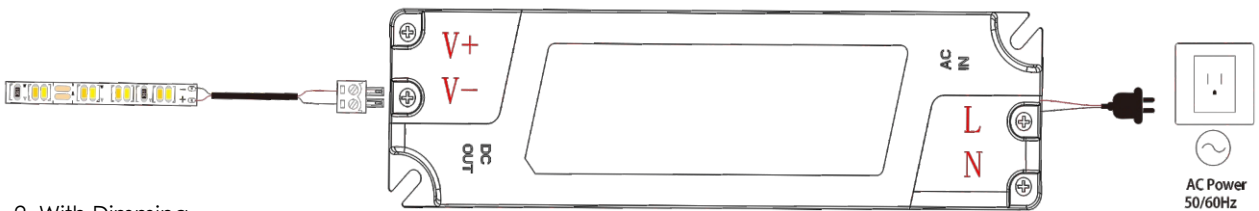


Vertical view




### Wiring Diagram

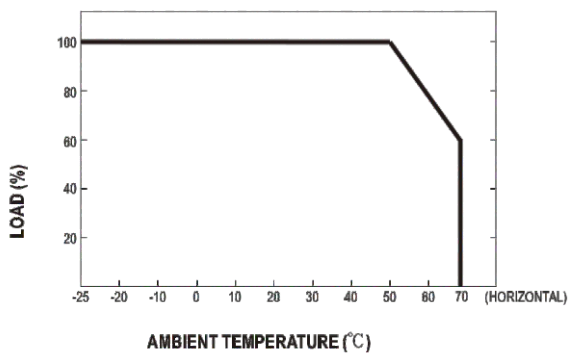
1. Without Dimming



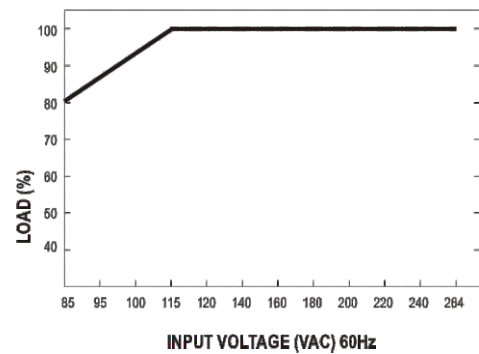
2. With Dimming



Outputload VS Temperature



Static characteristic



**Notes:**

1. The above mentioned data were measured at 230VAC input and 25°C.
2. Dis-connect the AC input before checking any mal-phenomenons.
3. Make sure the INPUT&OUPUT were in right situation before connected to power supply.
4. Datasheet for reference only. We suggest you take sampling before mass orders.